

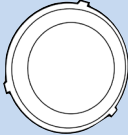
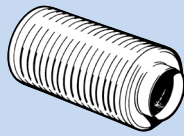
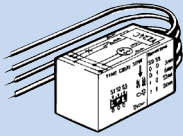


EZIFIT THRU ROOF - PLASTIC COWL SERIES

ANCILLARY EQUIPMENT

 VA - Speed controller Ref. Section M	 Backdraft dampers Ref. Section J	 Ceiling Grilles Ref. Section L
 CC - Circular attenuator Ref. Section H	 VZ - Run-on Timer Ref. Section M	



Metal Roof Model



Tile roof model

DESCRIPTION

The Ezifit Thru Roof exhaust fan is designed to provide powerful air flow through 150mm and 200mm duct from one or more points and is suitable for connection to long duct runs. The easy to install unit produces low noise within the building as it's mounted externally on the roof.

The eight models are available with a metal deck or tile roof flashing piece.

Typical Applications

Exhausts from kitchens, bathrooms, ensuites and laundries in homes or commercial premises.

Features

- Galvanised steel duct with UV stabilised ABS plastic cowl
- Easy and simple to install
- Comes with convenient 3-pin plug and lead
- 3-pin plug connection between the motor assembly and duct
- Provides high performance with low noise
- Powerful fan allows it to exhaust from a number of points/rooms
- Suitable for tile and metal deck type roofs
- External installation provides quiet operation within the building
- High quality 'Continuous Rated' motor.
- Speed-controllable with electronic controller.
- Coloured finish is an optional extra.
- Supply air unit are also available. See pages D-56/57

Construction

Galvanised steel duct
UV Stabilised ABS plastic cowl
Backward-curved centrifugal impeller
Duct support straps included - brackets for 204 model
Roof flashing piece included, specify roof type (tile or metal) at time of order

Motors

Type - external rotor, squirrel cage induction motor
Electricity supply - 230V, single-phase, 50Hz.
Bearings - sealed for life, ball
Can be fitted with speed controller
See pages O-2/3 for details on these motors

Internal Thermal Protection

Auto-reset type

Testing

Air flow tests to ISO5801:2007
Based on noise tests to BS848: Part 2, 1985

SUGGESTED SPECIFICATION

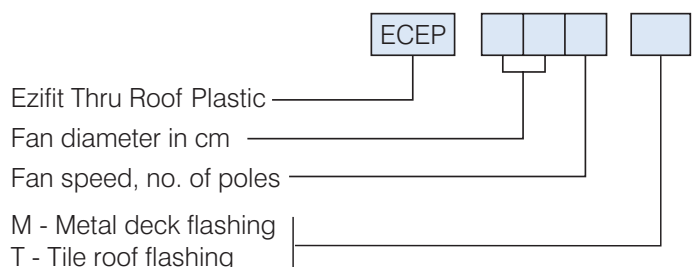
The roof ventilators shall be of the Ezifit Thru Roof series as designed and manufactured by Fantech Pty Ltd.

The backward-curved centrifugal fans shall be direct-driven by continuous rated speed-controllable external rotor motors with auto-reset thermal protection.

The roof ventilator duct shall be constructed from galvanised steel, cowl from UV Stabilised ABS plastic and be suitable for tile and metal deck type roofs. It shall include a 3-pin plug and lead with an additional 3-pin connection between the upstand and motor assembly.

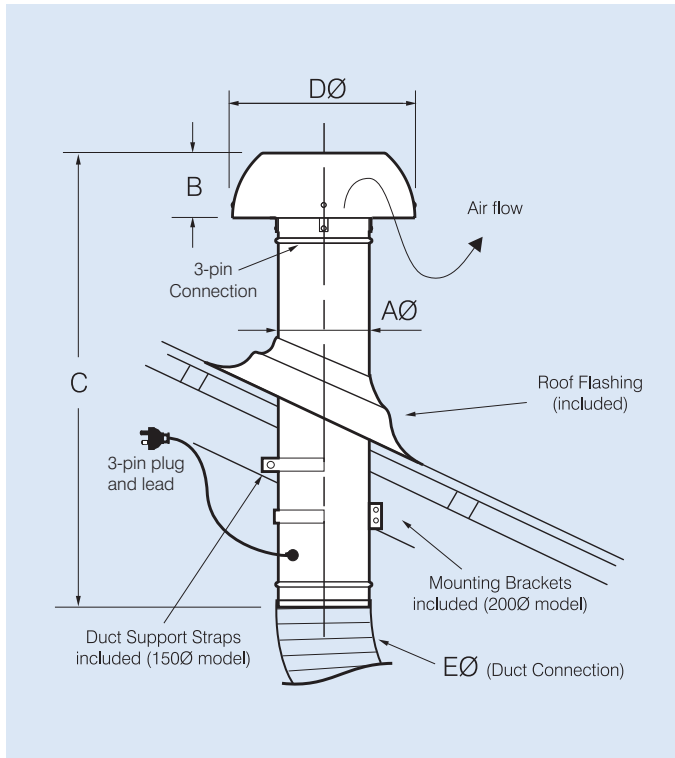
All data shall be based on tests on a complete assembled unit according to ISO5801:2007 for air flow and BS848: Part 2, 1985 for noise.

HOW TO ORDER



EZIFIT THRU ROOF - PLASTIC COWL SERIES

DIMENSIONS



Model Number	Dimensions, mm				
	AØ	B	C	DØ	EØ
ECEP15..	139	133	745	290	150
ECEP20..	195	194	790	443	200

TECHNICAL DATA

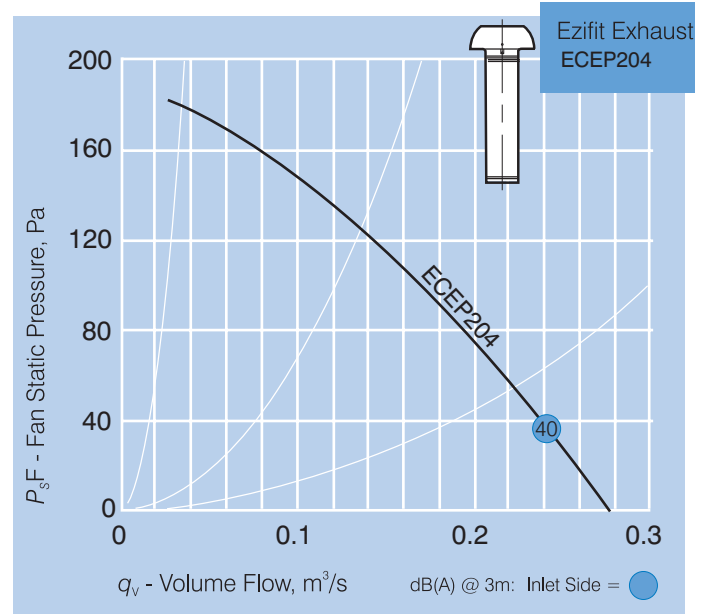
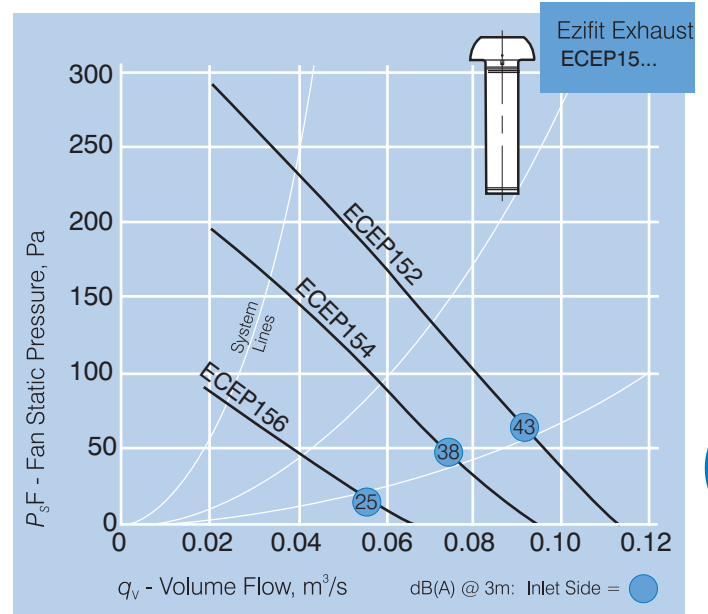
Model Number	Fan Speed rev/sec	Avg dB(A) @ 3m	ECE.. 1 ph.		Approx weight kg
ECEP..			Watts	Amps	
152#	42	43	59	0.27	5
154#	33	38	50	0.25	5
156#	19	25	45	0.22	5
204#	23	40	81	0.38	10

Nominate roof flashing type: M=metal/deck roof, T=tile roof

NOISE DATA

Model Number	Avg dB(A) @ 3m	In-duct Sound Power Levels L_w dB re 1pW							
		63	125	250	500	1k	2k	4k	8k
152#	43	61	60	65	59	59	57	51	46
154#	38	55	54	60	53	54	51	45	41
156#	25	42	41	46	40	41	38	32	27
204#	40	55	57	62	55	56	54	47	43

Nominate roof flashing type: M=metal/deck roof, T=tile roof



Scan the QR Code to view more information online.

