

EZIFIT THRU ROOF SERIES

SUGGESTED SPECIFICATION

The roof ventilators shall be of the Ezifit Thru Roof series as designed and manufactured by Fantech Pty Ltd.

The backward-curved centrifugal fans shall be direct-driven by continuous rated speed-controllable external rotor motors with thermal protection.

They shall be constructed from galvanised steel, be suitable for tile and metal deck type roofs and include a 3-pin plug and lead.

All data shall be based on tests on a complete assembled unit according to ISO5801:1997 for air flow and BS848:Part 2, 1985 for noise.



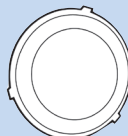
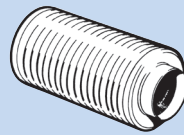
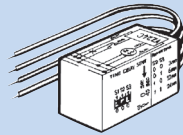


Metal roof version

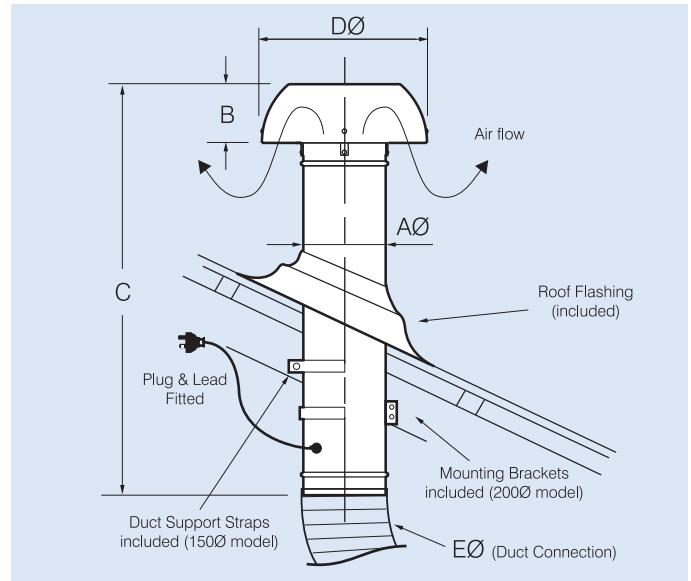


Tile version

ANCILLARY EQUIPMENT

 VA - Speed controller Ref. Section M	 Backdraft dampers Ref. Section J	 Ceiling Grilles Ref. Section L
 CC - Circular attenuator Ref. Section H	 VZ - Run-on Timer Ref. Section M	

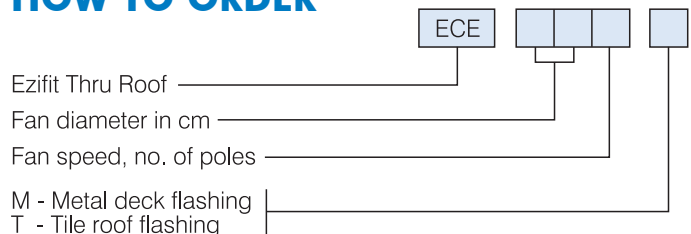
DIMENSIONS



Model Number

ECE... Exhaust	Dimensions, mm				
	AØ	B	C	DØ	EØ
152/4.	140	100	700	285	150
204.	200	153	750	445	200

HOW TO ORDER



DESCRIPTION

The Ezifit Thru Roof exhaust units include a high performance low noise centrifugal fan that makes them suitable for long duct runs and a multiple number of points. They produce low noise within the occupied space because the fan is mounted outside the building.

Typical Applications

Exhausts from kitchens, bathrooms, ensuites and laundries in homes or commercial premises.

Features

- Robust, galvanised steel construction.
- Easy and simple to install.
- Comes with convenient 3-pin plug and lead.
- Provides high performance with low noise.
- Powerful fan allows it to exhaust from a number of points/rooms.
- Suitable for tile and metal deck type roofs.
- High quality 'Continuous Rated' motor.
- Speed-controllable with electronic controller.
- Powder coated finish is an optional extra.
- Supply air unit are also available.

Construction

Galvanised steel construction

Backward-curved centrifugal impellers

Duct support straps included - brackets for 204 model

Roof flashing piece included, specify roof type (tile or metal) at time of order

Motors

Type - external rotor, squirrel cage induction motor

Electricity supply - 230V, single-phase, 50/60Hz

Bearings - sealed-for-life, ball

Can be fitted with speed-controller

See pages O-2/3 for details on these motors

Internal Thermal Protection

ECE152 & ECE154 - Manual-reset type

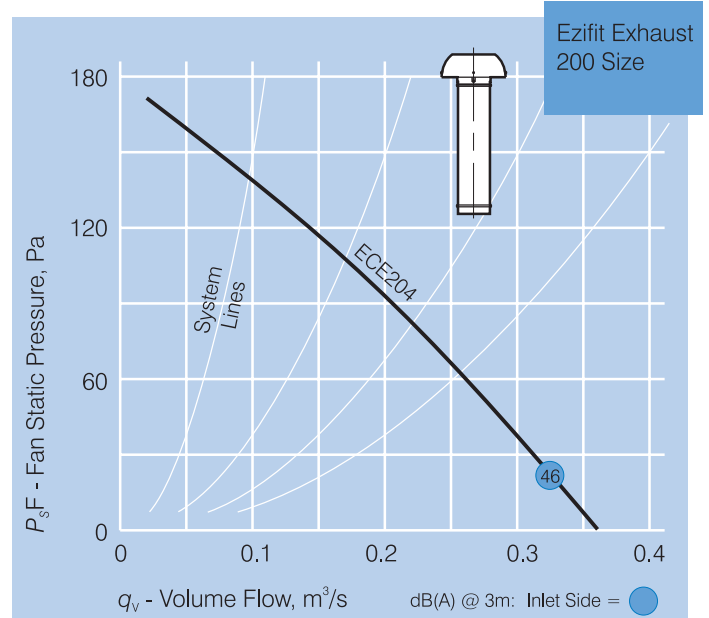
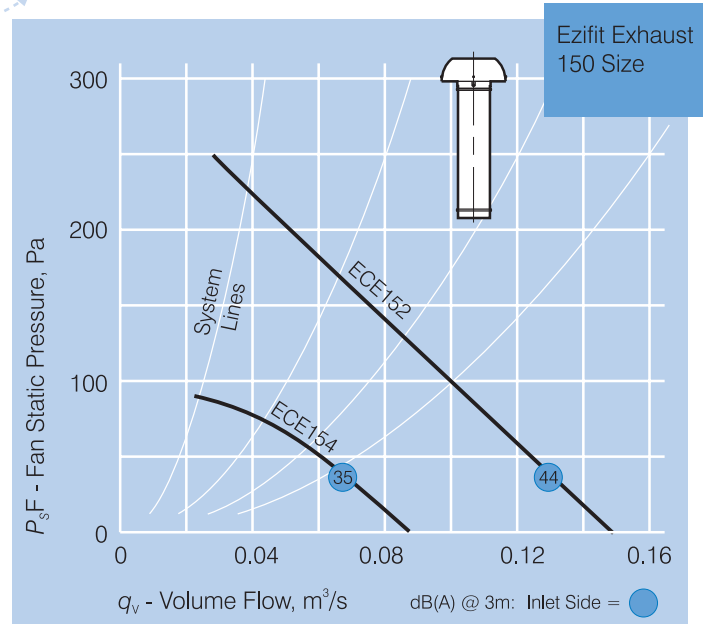

ECE204 - Auto-reset type

Testing

Air flow tests to ISO5801:1997

Based on noise tests to BS848:Part 2, 1985

EZIFIT THRU ROOF SERIES



TECHNICAL DATA

Model Number	Fan Speed rev/sec	Avg dB(A) @ 3m	ECE.. 1 ph. Watts	Amps	Approx weight kg
152#	41	44	70	0.30	4
154#	23	35	30	0.16	4
204#	23	46	90	0.40	10.5

Nominate roof flashing type: M=metal/deck roof, T=tile roof



Scan the QR Code to view more information online.

